



Welcome to Year 7

2023

Create your future



What are we trying to achieve tonight?

During this session, families will be able to:

- Understand how my child will be supported during orientation
- Establish a partnership with Mill Park Secondary College

We know we are successful if we:


- Understand key expectations and processes
- Know more about our home group teacher
- Know what is planned for Orientation Day
- Understand some general information for next year



What is the role of a home group teacher?

Home group teachers are the **first point of contact** between the school and home. Generally the home group teacher will also take the class for at least one subject.

The home group teacher also begins the 3 way partnership between the child, school and home. For each child's wellbeing, academic success and emotional growth, we all need to work as a team to ensure that every opportunity for success is maximised.



Who is the Year 7 Engagement Team?



Robyn Boyle

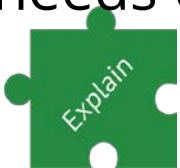


Rayhna Puche



Sofia Ziajka


There are two Year 7 Coordinators and a Programs and Learning Outcomes Coordinator - they support our home group teachers and look after the welfare, leadership, engagement and attendance needs of each child.





What are the main expectations for students at Mill Park Secondary College?


1. **Attendance:** we want you at school every single day
2. **Readiness:** we want you to be ready to learn
3. **Values:** we display our school values at all times
4. **Uniform:** we wear our Mill Park Secondary College uniform, depending on their preference and what suits their activities for the day.
5. **BYOD:** we have a working device for all of our classes
6. **No Phones/Airpods:** we follow the 'No Phones' policy and leave our phones in our lockers all day



Achievement
Respect
Responsibility
Enjoyment

How does a normal school day run?

Time	Daily event
8:50 - 9:00 am	Locker Bell
9:00 - 9:49 am	Session 1
9:49- 10:38 am	Session 2
10:38 - 11:05 am	Recess
11:00 am	Locker Bell
11:05 - 11:54 am	Session 3
11:54 - 12:43 pm	Session 4
12:43 - 1:27 pm	Lunch
1:22 pm	Locker Bell
1:27 - 2:16 pm	Session 5
2:16 - 3:05 pm	Session 6




What is our daily routine?



We have a 10-day timetable that alternates between **Yellow** and **Green** weeks.

Events that stay the same everyday:

- Students arrive by 8.45am and leave bags in lockers
- The first bell rings at 8:50 am, students then have time to collect their equipment for session 1 and 2
- Bags and phones are left in lockers at all times
- Students go to their lockers before school, recess, lunch and after school.
- The canteen is open during recess and lunchtime




How do we stay organised?

We have a school diary to support students to stay organised.

Students take their diary to every class and use it to record:

- Daily reminders
- Homework and assessment details
- Key dates, school map details, bell times, college expectations and values
- A copy of their timetable
- Any notes from their teachers to show their parents

Please encourage your child to bring their diary home and show you their important information and dates.



What do I do if my child is absent?

Daily absences:

- The College is transitioning to Compass as our Student Management Tool, more detailed information about how to log absences on this system will be provided to families early next year.

Family holidays:

If you are planning a family holiday during school time for longer than 5 school days, you need to contact the office and organise an appointment to meet with the Assistant Principal to create a ***Student Absence Learning*** plan (3 weeks prior)




What if I need to pick up my child early?

1. Write your child a note explaining the early departure
- 2. Date** and **sign** the note
3. Remind your child to bring the note to the office along with their bag etc., when ready to leave


IMPORTANT NOTE

- Students are only be able to be picked up or leave school grounds early, during recess (10:38am - 11:05am) or lunch break (12:43pm - 1:27pm)




How do I communicate with the school?

- **Phone calls** to Home Group teacher, subject teachers and the Student Engagement Team
- **Emails** to Home Group teacher and Subject teachers
- **Compass** for information about students timetable, attendance, parent teacher interview times, academic reports, wellbeing reports and other important information
- **Google classroom** email updates about subject-specific learning tasks, homework tasks and assessment due dates
- **Maths Pathway** for updates about your child's learning progress in Maths
- **Newsletter and Facebook Page** for regular updates about the learning and important calendar events



What does teaching and learning look like at MPSC?



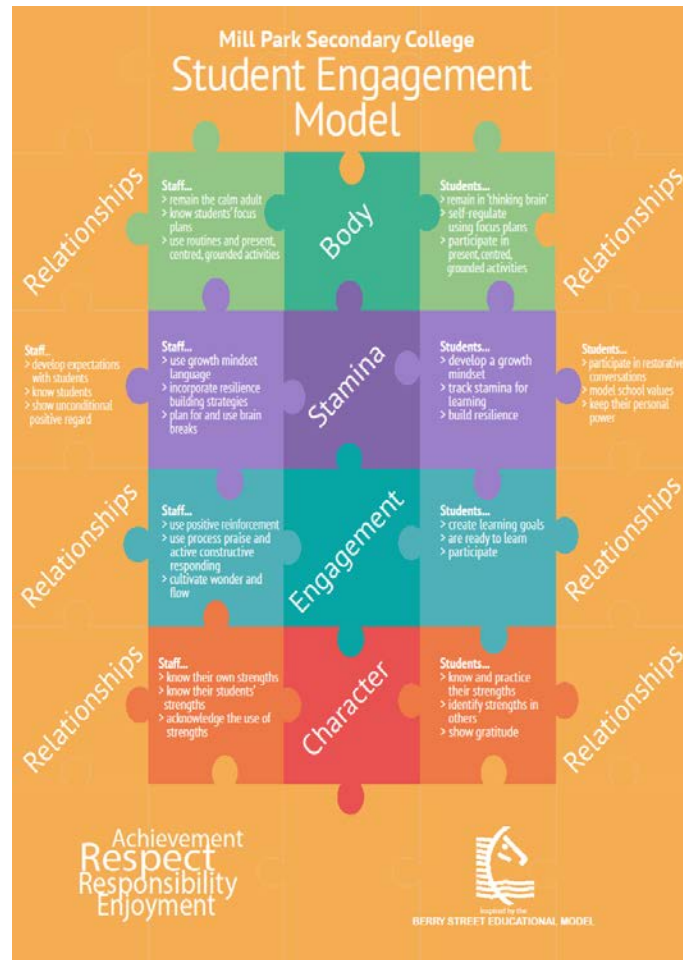
At MPSC we use our **Teaching and Learning Model (TLM)** to support the teaching and learning in every lesson.

The teachers prepare their lessons to enable students to:

- **“Connect”** with the learning (through learning intention and success criteria)
- Understand the learning through different **“explain”** strategies
- **“Participate”** in the learning (through class activities)
- **“Reflect”** on learning to cement new and important information
- Share **“feedback”** on the lesson and understand how students can improve in the next lesson




What does engagement look like at MPSC?



At MPSC we use a range of strategies from our **Student Engagement Model (SEM)** to further support the teaching and learning in a lesson.

The teachers incorporate strategies such as:

- **Positive primers** to help students start learning in a positive mindframe
- Activities to build **stamina** for learning in the classroom
- **Brain breaks** to help students refocus in the lesson
- Use of **character strengths** to help students grow and improve
- Students will develop **learning goals** and understand how to be ready to learn in all classes.



Let's do a brain break! *Clap, Click, Stomp*

- 3 = Clap
- 2 = Click
- 1 = Stomp



With a partner or family group, count in 3s. Each time you count the number 3, you will need to clap.


Once you have mastered that, each time you count the number 2 you will need to click (and also keep your number 3 as a clap)

Finally, each number 1 you will need to stomp until you are only moving your body.



How do we support your child through their transition to secondary school?

- We **know every individual** in our home group
- We utilise **information about their learning** from Primary Schools
- We work in **year level hubs** which is similar to primary school
- Our **Year 7 team and Student Engagement Teams** are always around for students to connect with
- The college has strong and supportive **wellbeing team** to support all students and families.
- Our **camp** is early in 2023 to help students build relationships
- We offer extra support and different opportunities to improve student learning and make new social connections e.g. homework club, lunchtime clubs and more




What do I need to know for Orientation Day?

Orientation Day is Tuesday 13th December. Students are asked to arrive by 8:50am and make their way safely to the Gymnasium. Families are also welcome to stay for the morning assembly.

Students will need to bring the following in a small bag:

- Pen and coloured pencils
- Morning tea and lunch and a water bottle (the canteen will not be open).

Students are able to wear casual clothes.



Important Dates for 2023

- **Year 7 First Day**

Tuesday 31 January 2023

- **School Photos**

Thursday 2 February 2023

- **Year 7 Welcome Picnic**

Monday 13 February 2023

- **Year 7 Camp 2023**

Wednesday 1 March to Friday 3 March - Mt Evelyn Camp

- **Tuning into Teens - (a 6 session program)**

Term 1 2023 - Registrations required



How did we go?

During this session, families will be able to:

- Understand how my child will be supported during orientation
- Establish a partnership with Mill Park Secondary College

We know we are successful if we:

- Understand key expectations and processes
- Know more about our home group teacher
- Know what is planned for Orientation Day
- Understand some general information for next year

